



# Glamorgan- Spring Bay Council

## 2005 election report

### Table of contents

- Local Government Elections in Tasmania
- Report on the 2005 Glamorgan-Spring Bay Council Election
- List of Councillors following the 2005 elections
- Councillor results
- Mayor and Deputy Mayor results
- Recount results

## Local Government Elections in Tasmania

Every two years elections are held in all 29 councils for the positions of mayor and deputy mayor and half the councillor positions. Where required, by-elections are held concurrently for vacancies that have occurred since the last elections.

The Tasmanian Electoral Commission (TEC) supervises the conduct of elections in accordance with the *Local Government Act 1993*. Elections by postal ballot have been held in 1994, 1996, 1999 (deferred from 1998), 2000, 2002, 2005 (deferred from 2004) with the next elections due in October 2007.

Since 2000 mayors and deputy mayors are elected directly by the electors in all municipal areas. Previously, in most councils, mayors and deputy mayors were elected by the councillors at the first meeting of a new council.

Candidate information booklets and complete election results for the state are available from the TEC and are posted on the TEC website [www.electoral.tas.gov.au](http://www.electoral.tas.gov.au).

### 2005 Election timetable

Notice of election published	Saturday 10 September
Electoral rolls closed	6 pm Thursday 15 September
Nomination period	12 September— 12 noon on 26 September
Nominations closed	12 noon Monday 26 September
Nominations announced & draw for ballot paper positions	12 noon Tuesday 27 September
Ballot material delivered to electors	11–14 October
Polling period	11–25 October
Close of poll	10 am Tuesday 25 October

### Casual vacancies

Casual vacancies are filled by recount where possible, unless the vacancy occurs within 6 months of a forthcoming election. Only unelected candidates from the relevant election may contest a recount. A candidate elected at a recount serves until the next council election. If a recount is not possible, a by-election is held—with the candidate elected to serve for the remainder of the term of office of the original councillor.

### Elector polls

A council may hold an elector poll on any issue it determines. It may also be required to hold an elector poll following petitions from electors in accordance with Part 6 of the Act. A council is not bound by the result of an elector poll.

### Electoral system

Voting in Tasmanian local government elections is not compulsory.

Elections for councillor positions are conducted using a system modelled on the Hare-Clark method of proportional representation used in Tasmanian House of Assembly elections.

Mayoral and deputy mayoral elections use a preferential system similar to that used for Tasmanian Legislative Council and Federal House of Representatives elections.

## Report on the 2005 Glamorgan-Spring Bay Council Election

Elections were held for the positions of Mayor and Deputy Mayor for 2 year terms, and 6 Councillors, 5 of which for 4 year terms and 1 casual position for 2 years.

For the 2005 Local Government elections, 4077 Glamorgan-Spring Bay electors were enrolled, comprising 3237 (79.40%) from the State House of Assembly roll and 840 (20.60%) from the General Manager's roll.

The percentage of Glamorgan-Spring Bay electors returning their ballot papers was 71.28%, in comparison with 58.52% statewide.

### Recounts

Two recounts were held between the 2002 and 2005 elections. Councillor Richard Parker resigned from the Glamorgan-Spring Bay Council on Friday 1 October 2004. Two unelected candidates from the 2002 Glamorgan-Spring Bay Council election contested the recount. The recount took place at noon Thursday 14 October 2004. The other recount was held due to the resignation of Councillor Russell Clark who resigned from the Glamorgan-Spring Bay Council on Wednesday 20 October 2004. Only one unelected candidate from the 2000 Glamorgan-Spring Bay Council election contested the recount and was therefore elected unopposed on Monday 1 November 2004. Full details are provided on the back page.

### Candidates at the 2005 elections

#### Mayor

ANDERSEN, Nick	Bicheno
COOPER, Peter	Orford
★ HARRIS, Howard	Little Swanport
JOHNSTON, Craig	Swansea

#### Deputy Mayor

BAILEY, Bill	Bicheno
★ CRAWFORD, Martin	Swansea

#### Councillors

BAILEY, Bill*	Bicheno
^★ CADART, Bertrand	Bicheno
COOPER, Peter	Orford
★ CRAWFORD, Jenifer	Dolphin Sands
★ FAMA, Michael	Triabunna
GIBSON, Larry	Buckland
★ HARRIS, Howard	Little Swanport
★ JOHNSTON, Craig*	Swansea
PARKER, Richard*	Triabunna
PASTOOR, Erick	North Hobart
RANDALL, Miranda	Bicheno
STANLEY, Noel	Swansea
★ WALTERS, Jim	Little Swanport
WOOLLEY, Dale Andrew	Triabunna

★ denotes elected candidate

\* denotes seeking re-election

^ denotes filled casual vacancy

## Glamorgan-Spring Bay Councillors following the 2005 elections

### Mayor

*term ends 2007*

HARRIS, Howard

### Deputy Mayor

*term ends 2007*

CRAWFORD, Martin

### 9 Councillors

*term ends 2009*

HARRIS, Howard

JOHNSTON, Craig

WALTERS, Jim

CRAWFORD, Jenifer

FAMA, Michael

*term ends 2007*

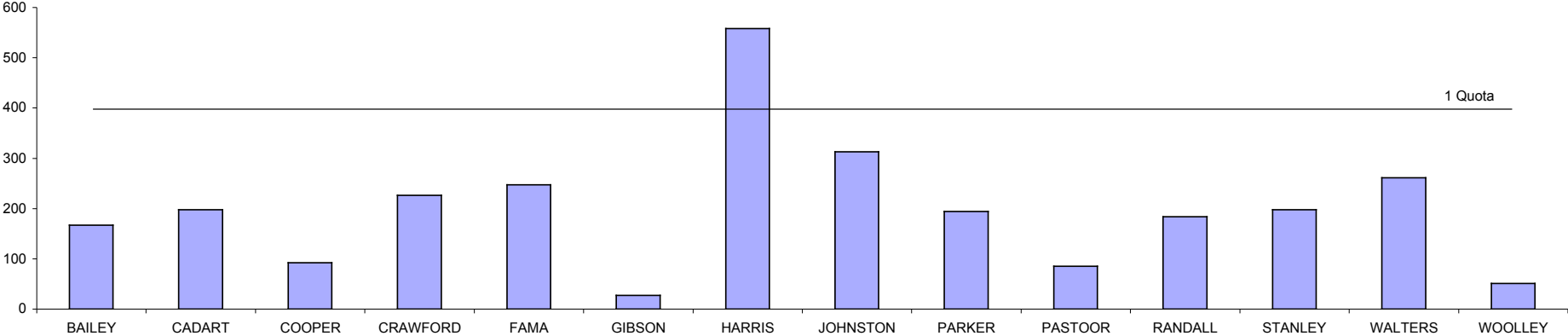
ANDERSEN, Nick

BAILEY, Vernon

CRAWFORD, Martin

CADART, Bertrand

Glamorgan-Spring Bay Councillor 2005 First Preferences



**Glamorgan-Spring Bay Council**

Polling closed at 10am 25 October 2005

Number to be elected: 6

Returning Officer: Mr Peter Weldon

Electors enrolled: 4077

Declarations returned: 2906

Response: 71.28%

Declarations rejected: 31

Declarations admitted: 2875

Rejection rate: 1.07%

		Candidates										
		BAILEY	CADART	COOPER	CRAWFORD	FAMA	GIBSON	HARRIS	JOHNSTON	PARKER	PASTOOR	RANDALL
Count 1	Total	167.00	198.00	92.00	226.00	247.00	27.00	558.00	313.00	194.00	85.00	184.00
	Progress Totals	167.00	198.00	92.00	226.00	247.00	27.00	558.00	313.00	194.00	85.00	184.00
Count 2	Votes Transferred	9.00	3.65	15.47	5.34	31.23	1.96	- 157.00	13.50	24.19	8.72	3.09
	Progress Totals	176.00	201.65	107.47	231.34	278.23	28.96	401.00	326.50	218.19	93.72	187.09
Count 3 to 4	Votes Transferred	3.28	0.00	2.00	1.00	1.56	- 28.96		0.00	2.28	4.00	3.00
	Progress Totals	179.28	201.65	109.47	232.34	279.79	0.00	401.00	326.50	220.47	97.72	190.09
Count 5 to 6	Votes Transferred	2.28	2.56	5.28	7.56	14.28			5.28	7.96	5.28	2.00
	Progress Totals	181.56	204.21	114.75	239.90	294.07		401.00	331.78	228.43	103.00	192.09
Count 7 to 8	Votes Transferred	12.56	11.56	5.56	8.56	21.12			12.84	7.68	- 103.00	9.28
	Progress Totals	194.12	215.77	120.31	248.46	315.19		401.00	344.62	236.11	0.00	201.37
Count 9 to 10	Votes Transferred	17.68	8.28	- 120.31	10.28	29.09			13.09	18.53		8.28
	Progress Totals	211.80	224.05	0.00	258.74	344.28		401.00	357.71	254.64		209.65
Count 11 to 12	Votes Transferred	21.00	70.12		47.28	7.84			26.28	9.56		- 209.65
	Progress Totals	232.80	294.17		306.02	352.12		401.00	383.99	264.20		0.00
Count 13	Votes Transferred	- 221.00	43.00		34.00	23.00			61.00	21.00		
	Progress Totals	11.80	337.17		340.02	375.12		401.00	444.99	285.20		
Count 14	Votes Transferred	- 11.80	0.84		1.12	2.53				3.37		
	Progress Totals	0.00	338.01		341.14	377.65		401.00	444.99	288.57		
Count 15	Votes Transferred		6.49		16.58	9.37			- 43.99	3.60		
	Progress Totals		344.50		357.72	387.02		401.00	401.00	292.17		
Count 16	Votes Transferred		27.00		73.00	20.00				16.00		
	Progress Totals		371.50		430.72	407.02		401.00	401.00	308.17		
Count 17 to 18	Votes Transferred		8.75							7.38		
	Progress Totals		380.25		430.72	407.02		401.00	401.00	315.55		
Count 19	Votes Transferred		34.11							13.16		
	Progress Totals		414.36		430.72	407.02		401.00	401.00	328.71		

Ballot paper adjustment: 12  
 Total ballot papers: 2863

Formal Votes: 2801  
 Informal ballot papers: 62  
 Informality rate: 2.17%

Quota = 401

STANLEY	WALTERS	WOOLLEY	Exhausted	Loss (Gain) by Fraction	Total Votes	Remarks
198.00	261.00	51.00	0.00	0.00		
198.00	261.00	51.00	0.00	0.00	2801.00	<b>HARRIS elected 1</b>
12.37	24.19	4.22	0.00	0.07		HARRIS' surplus distributed
210.37	285.19	55.22	0.00	0.07	2801.00	GIBSON excluded
1.00	6.00	4.84	0.00	0.00		GIBSON's votes distributed
211.37	291.19	60.06	0.00	0.07	2801.00	GIBSON fully excluded, WOOLLEY excluded
1.00	6.56	- 60.06	0.00	0.02		WOOLLEY's votes distributed
212.37	297.75	0.00	0.00	0.09	2801.00	WOOLLEY fully excluded, PASTOOR excluded
5.12	8.68		0.00	0.04		PASTOOR's votes distributed
217.49	306.43		0.00	0.13	2801.00	PASTOOR fully excluded, COOPER excluded
4.84	10.22		0.00	0.02		COOPER's votes distributed
222.33	316.65		0.00	0.15	2801.00	COOPER fully excluded, RANDALL excluded
14.00	13.56		0.00	0.01		RANDALL's votes distributed
236.33	330.21		0.00	0.16	2801.00	RANDALL fully excluded, BAILEY excluded
11.00	28.00		0.00	0.00		BAILEY's votes distributed
247.33	358.21		0.00	0.16	2801.00	<b>JOHNSTON elected 2</b> , BAILEY partially excluded
1.12	2.81		0.00	0.01		BAILEY's votes distributed
248.45	361.02		0.00	0.17	2801.00	BAILEY fully excluded
5.04	1.44		1.44	0.03		JOHNSTON's surplus distributed
253.49	362.46		1.44	0.20	2801.00	STANLEY excluded
- 233.00	96.00		1.00	0.00		STANLEY's votes distributed
20.49	458.46		2.44	0.20	2801.00	<b>WALTERS elected 3, CRAWFORD elected 4, FAMA elected 5</b> , STANLEY partially excluded
- 20.49			4.37	(0.01)		STANLEY's votes distributed
0.00	458.46		6.81	0.19	2801.00	STANLEY fully excluded
	- 57.46		10.17	0.02		WALTERS' surplus distributed
	401.00		16.98	0.21	2801.00	<b>CADART elected 6</b>

## Glamorgan-Spring Bay Council

Polling closed at 10am 25 October 2005

Returning Officer: Mr Peter Weldon

Declarations admitted: 2875

Ballot paper adjustment: 12

Total ballot papers: 2863

Formal Votes: 2839

Informal ballot papers: 24

Informality rate: 0.84%

### Mayor

		Candidates				Exhausted	Total Votes	Absolute Majority	Remarks
		ANDERSEN	COOPER	HARRIS	JOHNSTON				
Count 1	Total	700	282	1172	685	0			
	Progress Totals	700	282	1172	685	0	2839	1421	COOPER excluded
Count 2	Votes Transferred	68	-282	103	76	35			COOPER's votes distributed
	Progress Totals	768	0	1275	761	35	2839	1403	JOHNSTON excluded
Count 3	Votes Transferred	301		320	-761	140			JOHNSTON's votes distributed
	Progress Totals	1069		1595	0	175	2839	1333	<b>HARRIS elected</b>

## Glamorgan-Spring Bay Council

Polling closed at 10am 25 October 2005

Returning Officer: Mr Peter Weldon

Declarations admitted: 2875

Ballot paper adjustment: 12

Total ballot papers: 2863

Formal Votes: 2826

Informal ballot papers: 37

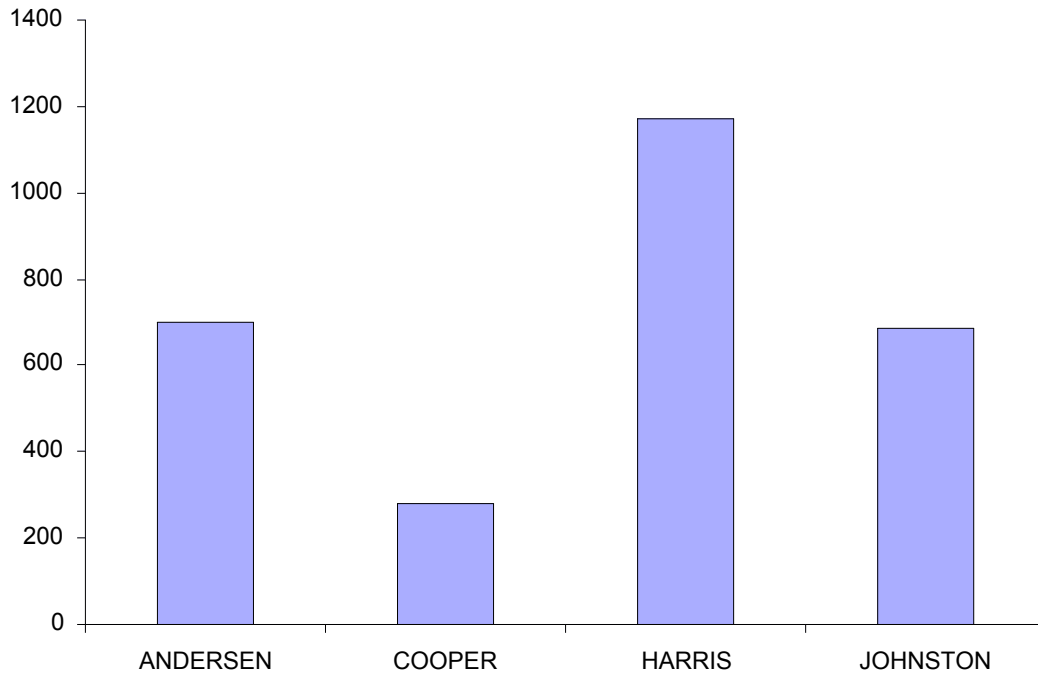
Informality rate: 1.29%

### Deputy Mayor

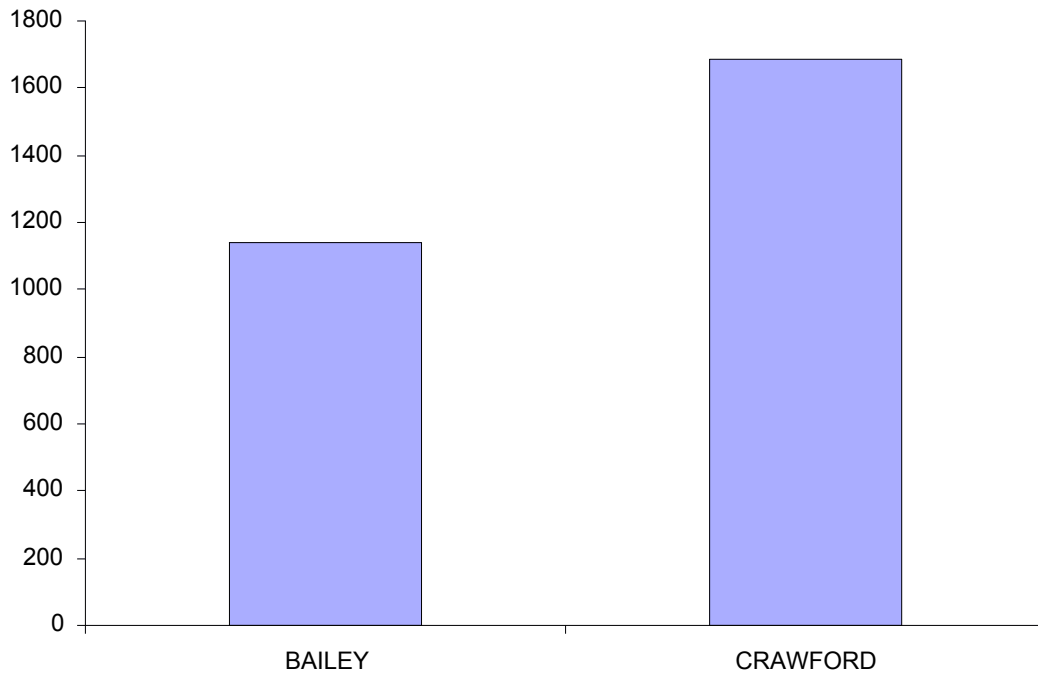
		Candidates		Exhausted	Total Votes	Absolute Majority	Remarks
		BAILEY	CRAWFORD				
Count 1	Total	1140	1686	0			
	Progress Totals	1140	1686	0	2826	1414	<b>CRAWFORD elected</b>



### Glamorgan-Spring Bay Mayor 2005 First Preferences



### Glamorgan-Spring Bay Deputy Mayor 2005 First Preferences



# Glamorgan-Spring Bay Council - Recount

Recount due to resignation of Councillor Richard Parker

14 October 2004

		MackENZIE Bridgette	WHITTON Geoff	Exhausted Votes	Lost by fraction	Total Votes	Absolute majority	Remarks
Counts 1 to 9	Total	153.65	219.87	4.43	0.05	378	187	Distribution of Parker <b>Whitton Elected</b>

## Glamorgan-Spring Bay Council recount

Recount due to resignation of Councillor Russell Clark

1 November 2004

**Bridgette Mackenzie elected unopposed**